



**Band Virtual Learning**

**8th Grade Band**

**May 13th, 2020**



8th Grade Band  
Lesson: May 13th 2020

**Objective/Learning Target:**  
Students will be able to identify specific intervals.

# Specific Intervals


- **Specific intervals** are measured both on the staff and in half steps on the keyboard.
- As you learned in the previous lesson, C to D and C to D $\flat$  are both generic seconds. Specifically, however, C to D is one half step larger than C to D $\flat$ .



- Let's learn a few specific intervals.

# Major Second

- A **major second** is made up of two half steps.
- C to D is a major second since it is a generic second on the staff and two half steps on the keyboard.




M2




# Major Third

- A **major third** is made up of four half steps.
- C to E is a major third.



# Perfect Fourth

- A **perfect fourth** is made up of five half steps.
- C to F is a perfect fourth.

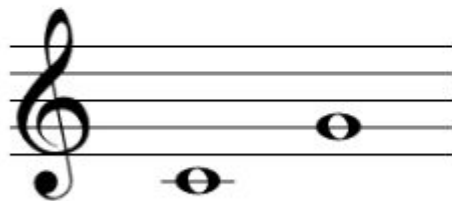


P4



# Perfect Fifth

- A **perfect fifth** is made up of seven half steps.
- C to G is a perfect fifth.




P5



# Major Sixth

- A **major sixth** is made up of nine half steps.
- C to A is a major sixth.



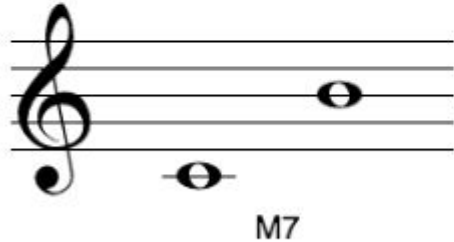
M6





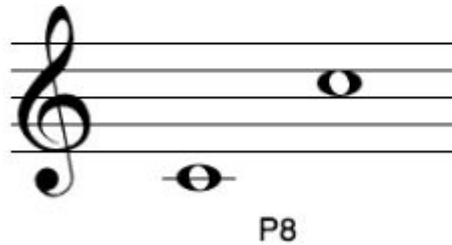
# Major Seventh

- A **major seventh** is made up of eleven half steps.
- C to B is a major seventh.



# Perfect Octave

- Finally, a **perfect eighth** (or **perfect octave**) is made up of twelve half steps.
- C to C is a perfect eighth.



# Minor Intervals

- The terms “major” and “perfect” refer to the interval's **quality**.
- Only seconds, thirds, sixths, and sevenths can have a major quality. Firsts, fourths, fifths, and eighths use “perfect” instead.
- Next, let's discuss **minor** intervals.
- A minor interval has one less half step than a major interval.


Major



Minor

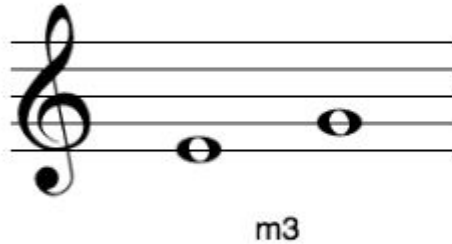
# Minor Third

- For example: since C to E is a major third (4 half steps), C to E $\flat$  is a minor third (3 half steps).



# Minor Third

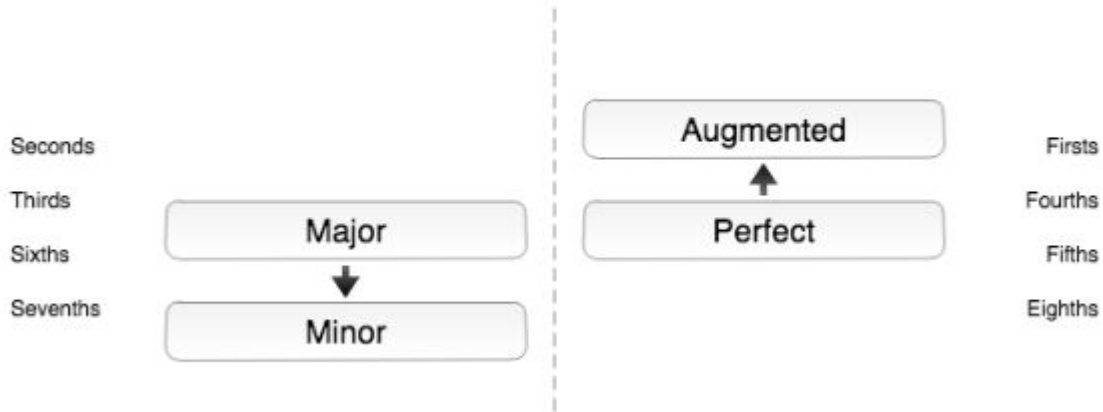
- E to G is also a minor third (since E to G# is a major third).



- Since minor intervals transform from major intervals; only seconds, thirds, sixths, and sevenths can be "minor".


# Augmented Interval

- An **augmented** interval has one more half step than a perfect interval.




# Augmented Fourth

- Since C to F is a perfect fourth (5 half steps), C to F $\sharp$  would be an augmented fourth (6 half steps).



# Augmented Fourth

- F to B is also an augmented fourth (since F to B $\flat$  is a perfect fourth).



A4





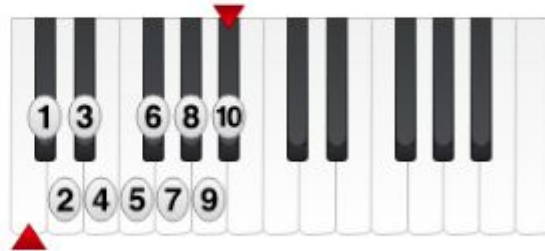

# Augmented Intervals

- Major intervals can be augmented by adding a half step.



# Augmented Sixth

- For example, since C to A is a major sixth (9 half steps), C to A# is an augmented sixth (10 half steps).

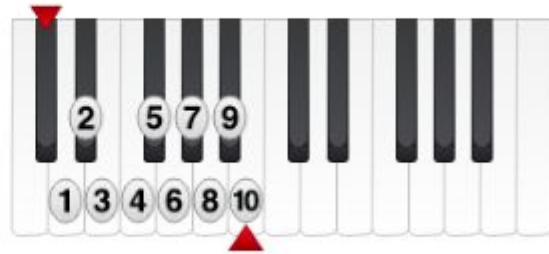


# Augmented Sixth

- $D\flat$  to B is also an augmented 6th (Since  $D\flat$  to  $B\flat$  is a major sixth).

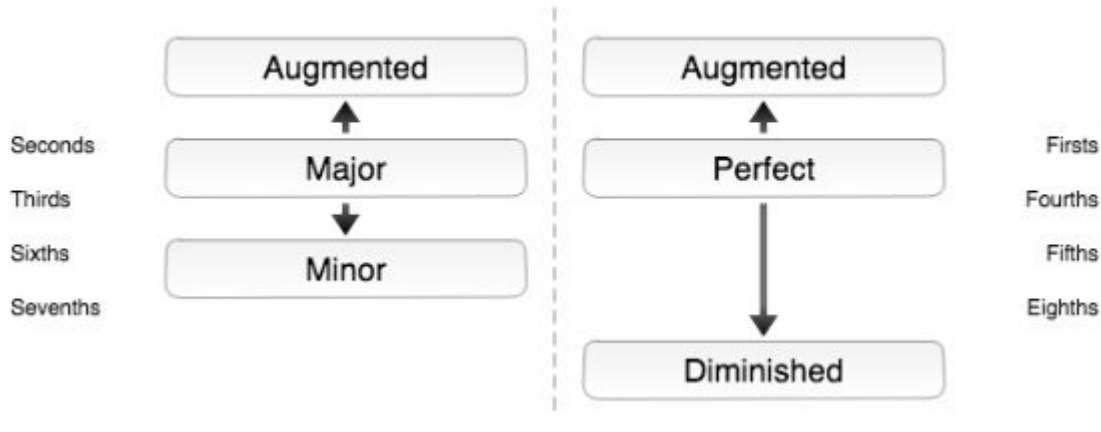


A6





# Diminished Interval

- A **diminished** interval has one less half step than a perfect interval.



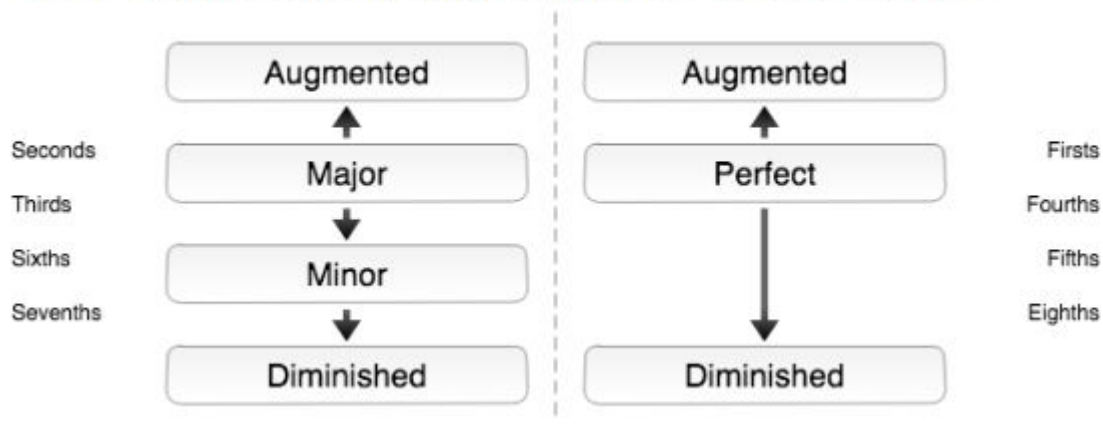
# Diminished Fifth

- Since C to G is a perfect fifth (7 half steps), C to G $\flat$  would be a diminished fifth (6 half steps).



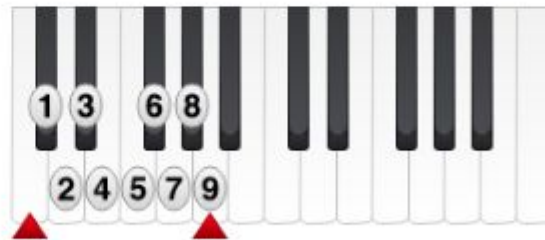
# Diminished Intervals

- Minor intervals can also be diminished by subtracting a half step.



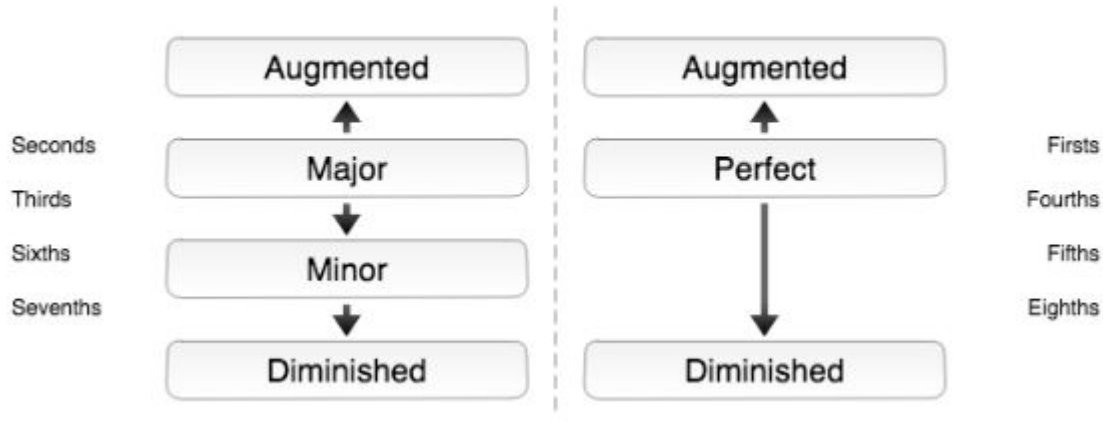
# Diminished Seventh

- Recall that C to B is a major seventh (11 half steps) and C to B $\flat$  is a minor seventh (10 half steps).
- C to B $\flat\flat$  is a diminished seventh (9 half steps).



# Regular Intervals vs Perfect

- This chart shows the relationship among the different interval qualities.





# Half Steps Chart

- This chart shows the number of half steps that each specific interval contains.

	Diminished	Minor	Perfect	Major	Augmented
First			0		1
Second	0	1		2	3
Third	2	3		4	5
Fourth	4		5		6
Fifth	6		7		8
Sixth	7	8		9	10
Seventh	9	10		11	12
Eighth	11		12		13



# Practice

[Click here to practice identifying specific intervals.](#)